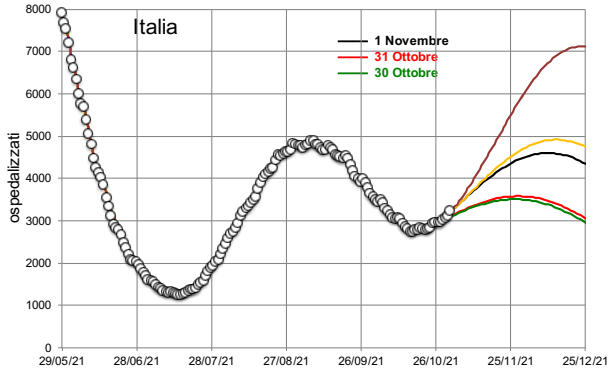
Italia
1 Novembre
31 Ottobre
30 Ottobre
ospedalizzati
8000
7000
6000
5000
4000
3000
2000
1000
0
29/05/21
28/06/21
28/07/21
27/08/21
26/09/21
26/10/21
25/11/21
25/12/21

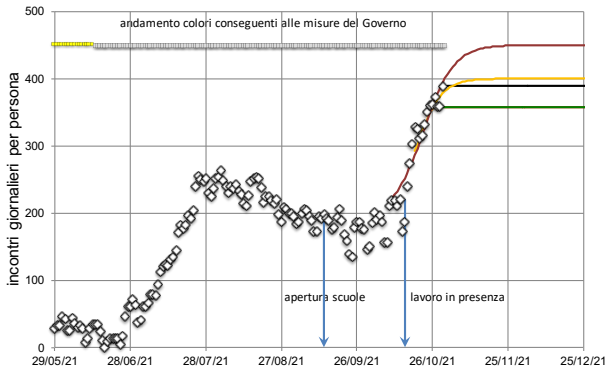
andamento colori conseguenti alle misure del Governo
incontri giornalieri per persona
500
400
300
200
100
0
apertura scuole
lavoro in presenza
29/05/21
28/06/21
28/07/21
27/08/21
26/09/21
26/10/21
25/11/21
25/12/21

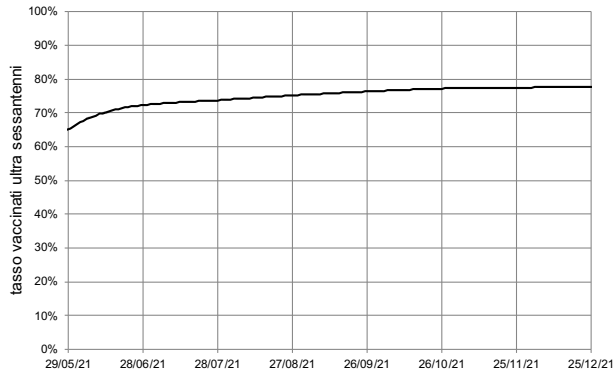
tasso vaccinati ultra sessantenni
100%
90%
80%
70%
60%
50%
40%
30%
20%
10%
0%
29/05/21
28/06/21
28/07/21
27/08/21
26/09/21
26/10/21
25/11/21
25/12/21

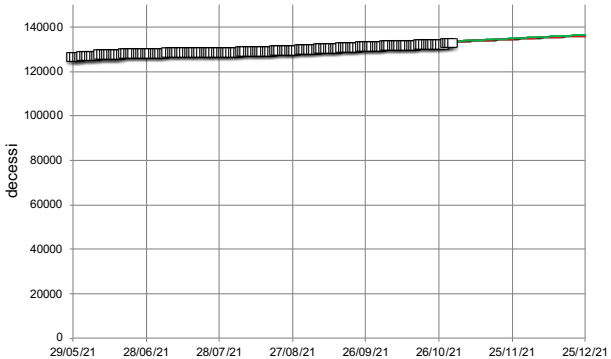
decessi
140000
120000
100000
80000
60000
40000
20000
0
29/05/21
28/06/21
28/07/21
27/08/21
26/09/21
26/10/21
25/11/21
25/12/21

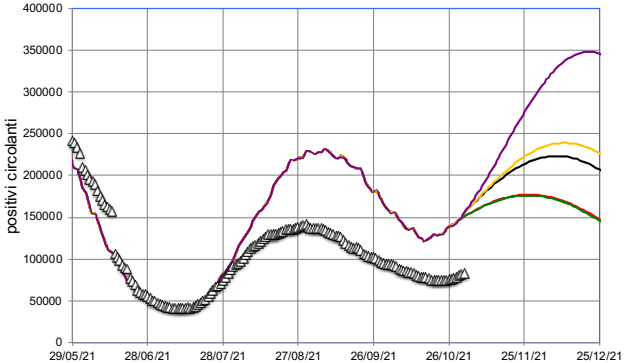
positivi circolanti
400000
350000
300000
250000
200000
150000
100000
50000
0
29/05/21
28/06/21
28/07/21
27/08/21
26/09/21
26/10/21
25/11/21
25/12/21

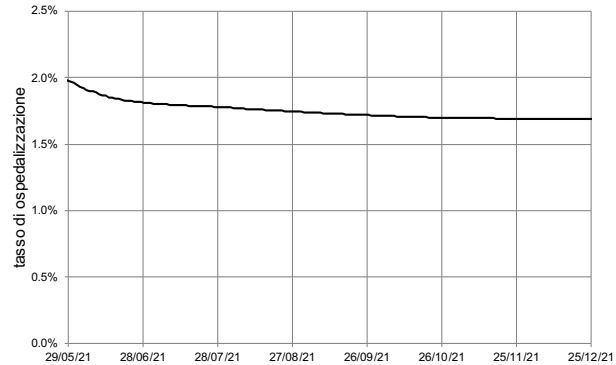
tasso di ospedalizzazione
2.5%
2.0%
1.5%
1.0%
0.5%
0.0%
29/05/21
28/06/21
28/07/21
27/08/21
26/09/21
26/10/21
25/11/21
25/12/21

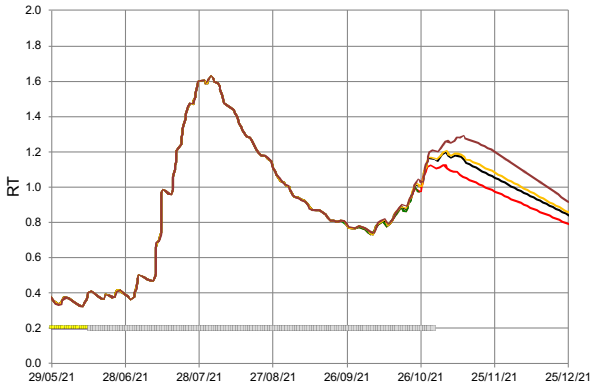
RT
2.0
1.8
1.6
1.4
1.2
1.0
0.8
0.6
0.4
0.2
0.0
29/05/21
28/06/21
28/07/21
27/08/21
26/09/21
26/10/21
25/11/21
25/12/21

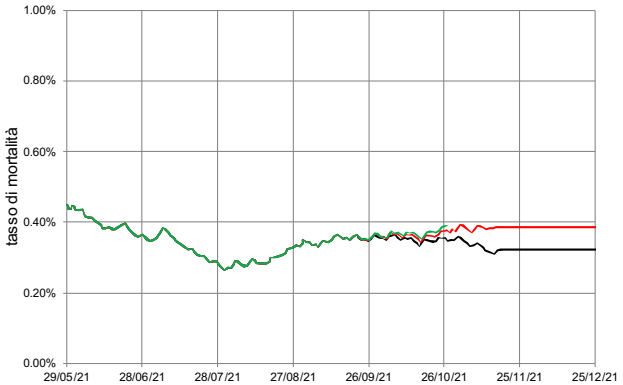
tasso di mortalità
1.00%
0.80%
0.60%
0.40%
0.20%
0.00%
29/05/21
28/06/21
28/07/21
27/08/21
26/09/21
26/10/21
25/11/21
25/12/21

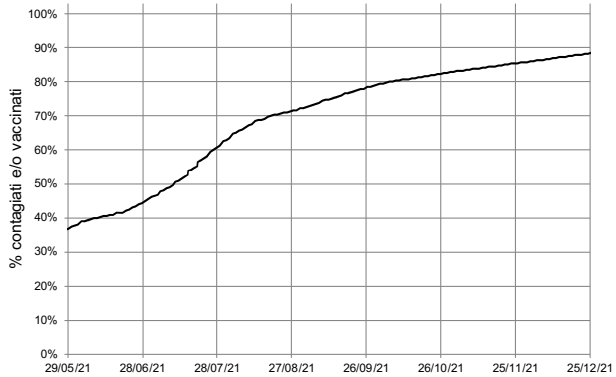
% contagiati e/o vaccinati
100%
90%
80%
70%
60%
50%
40%
30%
20%
10%
0%
29/05/21
28/06/21
28/07/21
27/08/21
26/09/21
26/10/21
25/11/21
25/12/21